

Answer
Key

Practice Formula Counting



H-3

P-1

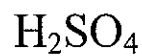
O-4



Ba-1

N-2

O-6



H-2

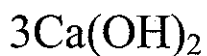
S-1

O-4



H-4

Cl-4



Ca-3

O-6

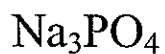
H-6



Ca-1

C-1

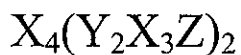
O-3



Na-3

P-1

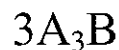
O-4



X-~~4~~10

Y-4

Z-2



A-9

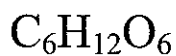
B-3



F-20

G-40

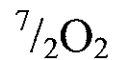
H-120



C-6

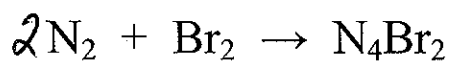
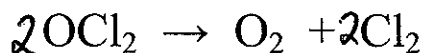
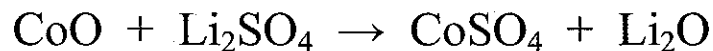
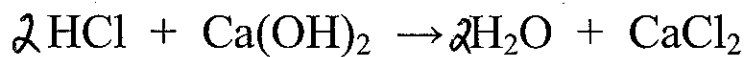
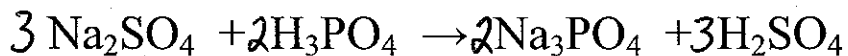
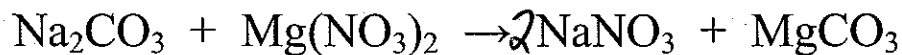
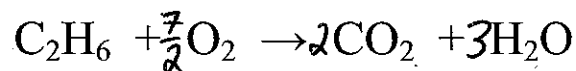
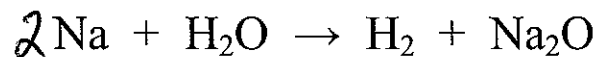
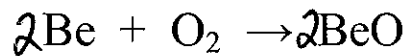
H-12

O-6



O-7

Balancing Practice Equations



Name: _____

Balancing Chemical Equations

The Law of Conservation of Mass says that matter can neither be created nor destroyed in a normal chemical reaction. That means that whatever atoms are on the left side of the arrow (reactants) have to be present on the right side (products).

Procedure:

- 1) Check the equation to see which atoms are not in balance. Then start by balancing atoms of one of the elements by placing coefficients in front of the formula. (*Never change subscripts, this will alter the compound*)
- 2) Balance atoms of the remaining elements. This step may require adjusting coefficients used in Step 1.
- 3) Verify that the number of atoms of each element is balanced.

You Try!

